



**6-7 ton
AC ELECTRIC
FORKLIFT**

STANDARD EQUIPMENT

OPTIONS

- Wide view mast
- Standrad fork
- fork carriage
- Backrest
- Two-spool control valve
- Battery group
- Standrad seat
- Overhead guard
- Overhead guard raincoat
- LCD combined display
- Solid tyre
- Traction bar
- Attached tools

- Backview mirror
- Reversing buzzer
- horn
- Headlight
- Rear combination lamps
- Emergency stop switch
- Visual message oil filter
- Emergency brake
- Motor
- Mast buffer device
- Cornering speed limiting device
- Cab
- Windshield
- Alarm lamp
- Rear work light
- Charger
- FAAM battery
- HOPPECKE battery
- Full suspension seat
- No traces of solid tire
- Sleeve on fork
- Widened fork holder
- Tilt cylinder protection sleeve
- Steering cylinder protection sleeve
- Fire extinguisher
- Full free mast
- Optional attachments
- Customer referred color

ANHUI HELI CO., LTD.
 ADDR 15 WEST WANGJIANG ROAD, HEFEI, ANHUI, P.R. CHINA
 TEL (86 551) 63639068, 63639258, 63639358
 FAX (86 551) 63639966
 WEBSITE <http://www.helichina.com>



AUTHORIZED DEALER


* Details of specifications and equipment are based on information available at the time of printing and may change without notice.

© 2013 heli copyright

Catalog No.2013.2 HELI Print



**6-7 ton
AC ELECTRIC
FORKLIFT**




**AC ELECTRIC
FORKLIFT 6-7 ton**

Goods decline in power generation




The innovative design Mast rise and fall ends automatically slow down, to reduce the impact and improve comfort.

Mast rise and fall ends automatically slow down



Has goods decline in power generation, to be able to maximize the recovery of energy of the system, extended battery life, and reduce the battery capacity.

A reliable mast




The high internal-qualified mast confirmedly ensures the safety of the operator, truck and cargo. Standard configuration of the wide-view mast enlarges operators' view effectively, and ensures loading /unloading operations more

- ✓ Using the best German steel material for triplex mast
- ✓ The frame of mast has more strength basing on the enlarged channel interface.

A reliable hydraulic system

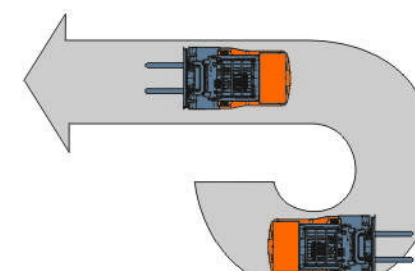
HELI has the most professional R&D base of cylinders, where we take advantage of the advanced manufacturing technologies and detecting means to ensure the reliability of all cylinders of the hydraulic system.

- ✓ Standard tilt cylinder by HELI
- ✓ Standard lift cylinder by HELI
- ✓ Standard steering cylinder by HELI
- ✓ Self-locking tilt cylinder
- ✓ Standard hydraulic circuit filter
- ✓ Speed buffer device on lifting system



Traveling turn automatic speed limit function

Traveling turn automatic speed limit, making vehicles safer.



Electronic control layout is simple, elegant, and easy maintenance

The truck equipped with more intelligence functions not only ensures the safety performance, but also improves the efficiency and reduces energy consumption.

- ✓ AC traction controller.
- ✓ Presence of driver sensing system.
- ✓ Standrad CAN BUS.
- ✓ Emergency power off the main circuit.
- ✓ Self-braking on ramp.
- ✓ Preventing abnormality operating.
- ✓ Electric controller self-protecting.
- ✓ Speed selection function (normal/ cutback).

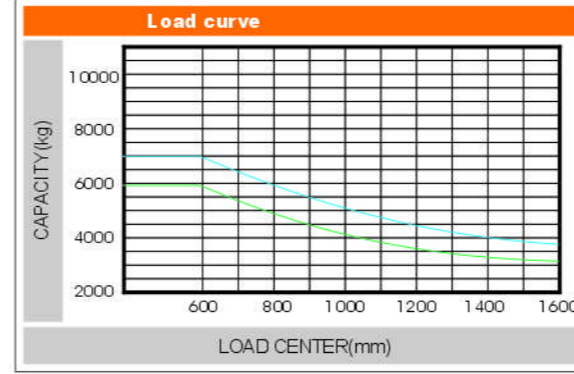
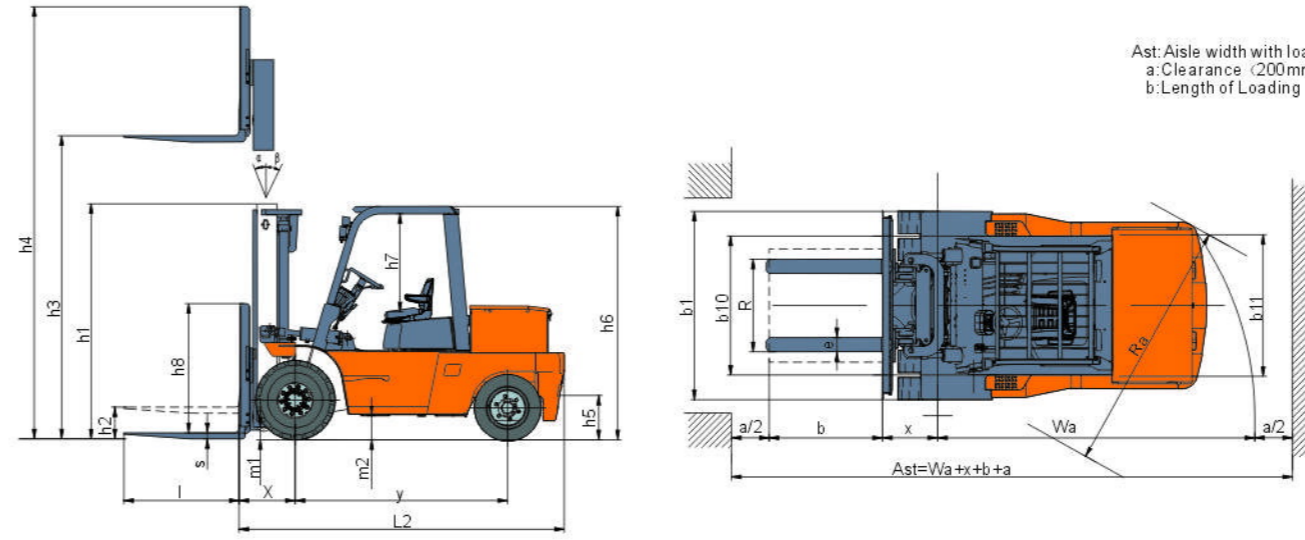




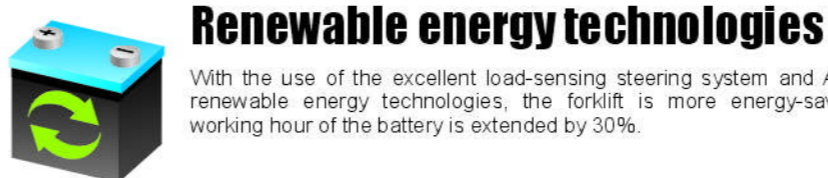
AC ELECTRIC FORKLIFT 6-7ton



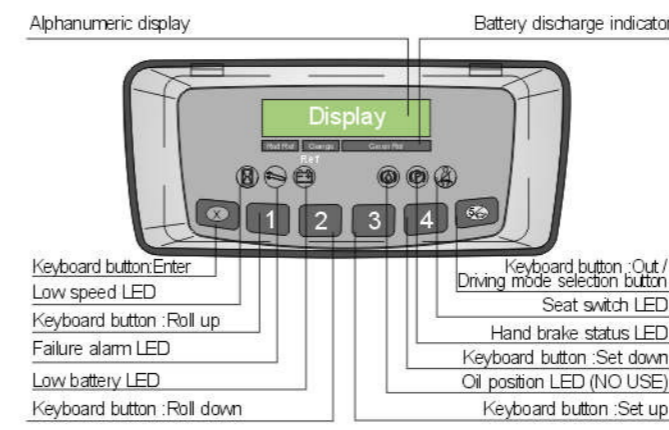
Manufacturers Data and Design Characteristics				
Characteristics				
1.01	Manufacturer's Name	HELI		
1.02	Model Designation	CPD60	CPD70	
1.03	Configuration Number	HA2	HA2	
1.04	Load Capacity	Q(kg)	6000	7000
1.05	Load Center	c(mm)	600	600
1.06	Power Type		Battery	Battery
1.07	Operator Type		Seated	Seated
1.08	Wheelbase	y(mm)	2245	2245
Wheels & Tyres				
2.01	Tyre Type		Pneumatic+Superelastic	Pneumatic+Superelastic
2.02	Tyres Number (Front/Rear)		4/2	4/2
2.03	Tread(centre of tyre),front	b10 (mm)	1470	1470
2.04	Tread(centre of tyre),rear	b11 (mm)	1500	1500
2.05	Tyre Size, Front		8.25-15-14PR	8.25-15-14PR
2.06	Tyre Size, Rear		28x9-15	28x9-15
Dimensions				
3.01	Load Distance	x(mm)	590	590
3.02	Mast Tilt Angle F/R	$\alpha / \beta (^{\circ})$	6/12	6/12
3.03	Height with Mast Lowered	h1(mm)	2500	2500
3.04	Free Lift	h2(mm)	200	200
3.05	Standard Lift Height	h3(mm)	3000	3000
3.06	Height with Mast Extended	h4(mm)	4350	4345
3.07	Coupler height	h5(mm)	425	425
3.08	Overhead Guard Height	h6(mm)	2450	2450
3.09	Overhead Guard clearance (from ofseat)	h7(mm)	1120	1120
3.10	Backrest height (from upper face of forks)	h8(mm)	1350	1345
3.11	Fork Size T x W x L	s/e/l(mm)	60 x 150 x 1220	65 x 150 x 1220
3.12	Lateral fork adjustment outside of (Max./Min.)	R(mm)	1835/300	1835/300
3.13	Fork Carriage to DIN 15173 A/B		4A	4A
3.14	Length to fork face	L2(mm)	3440	3440
3.15	Overall Width	b1(mm)	1994	1994
3.16	Ground Clearance at mast_Loaded	m1(mm)	200	200
3.17	Ground Clearance at centre of wheelbase_Loaded	m2(mm)	254	254
3.18	Outside Turning Radius	Wa(mm)	3440	3440
3.19	Min intersecting aisle(clearance:200mm)	Ra(mm)	3370	3370
3.20	Right Stack Aisle width (Pallet size 1200x1200mm, clearance:200mm)	Ast(mm)	5430	5430
Performances				
4.01	Travel Speed,with/without load	km/h	15/15.5	14/15.5
4.02	Lifting Speed,with/without load	mm/s	330/500	320/500
4.03	Lowering Speed,with/without load	mm/s	350/320	350/320
4.04	Gradient performance,with/without load	%	18/25	15/20
4.05	Max. draw bar pull with load	N	43900	50730
Weight				
5.01	Total Approximate Weight(W/O battery)	kg	8860/6760	9230/6980
5.02	Axle Loading, Unloaded,Front/Rear	kg	4198/4662	4200/5030
5.03	Axle Loading, Loaded,Front/Rear	kg	13344/1516	14875/1355
Battery				
6.01	Battery Voltage/rated capacity(5h)	V/Ah	80/800	80/920
6.02	battery weight	kg	2100	2250
6.03	Battery standard		DIN	DIN
Motor & Controller				
7.01	Drive Motor - 60 Min. Rating	kW	16.6x2 (AC)	16.6x2 (AC)
7.02	Pump Motor - 60 Min. Rating	kW	16.6x2 (AC)	16.6x2 (AC)
7.03	Drive Motor Control Method		MOSFET/AC	MOSFET/AC
7.04	Pump Motor Control Method		MOSFET/AC	MOSFET/AC
7.05	Service Brake/Parking Brake		Hydraulic/Mechanical	Hydraulic/Mechanical
7.06	Relief Pressure	Mpa	20	20



Note:
Vertical axis stands for load capacity while horizontal axis stands for load center. Load center is the distance counted from the front of the fork. The base point of the standard load is the center point of the cubic with the same 1200mm dimension in length, width and height. The load capacity should be down, if mast tilts forward, using non-standard forks or loading goods with extra width. Please notice the different load capacity between different load centers according to load chart.



The reliable special instrument gives a complete display of the vital information, like operation status, fault detection, etc. It ensures the operator predominate the vehicle status more intuitive and convenient.



30%
THE PERFORMANCE OF BATTERY INCREASES

6-7t WIDE VIEW MAST								
Mast model	Max Fork Height (mm)	Load Capacity (kg)		Overall Mast Height (At Lowered) (mm)		Service Weight With Backrest(kg)		Tilting Angle Fwd/Bwd (deg.)
		CPD60	CPD70	CPD60	CPD70	CPD60	CPD70	
M200	2000	6000	7000	2000		8496	8496	6-12
M250	2500	6000	7000	2250		8560	8560	6-12
M270	2700	6000	7000	2350		8590	8590	6-12
M300	3000	6000	7000	2500		8640	8640	6-12
M330	3300	6000	7000	2650		8690	8690	6-12
M350	3500	6000	7000	2750		8720	8720	6-12
M375	3750	6000	7000	2875		8760	8760	6-12
M400	4000	6000	7000	3050		8930	8930	6-12
M425	4250	6000	7000	3175		8970	8970	6-12
M450	4500	6000	7000	3300		9010	9010	6-12
M475	4750	6000	7000	3425		9050	9050	6-6
M500	5000	6000	7000	3550		9090	9090	6-6
M550	5500	5700	6600	3850		9290	9290	3-6
M600	6000	5400	6400	4100		9370	9370	3-6

6-7t WIDE VIEW FULL FREE 2-STAGE MAST									
Mast model	Max Fork Height (mm)	Load Capacity (kg)		Overall Mast Height (At Lowered) (mm)		Service Weight With Backrest(kg)		Free lift With Backrest (mm)	Tilting Angle Fwd/Bwd (deg.)
		CPD60	CPD70	CPD60	CPD70	CPD60	CPD70		
ZM250	2500	6000	7000	2210		8670	9380	837	6-12
ZM270	2700	6000	7000	2310		8700	9410	937	6-12
ZM300	3000	6000	7000	2460		8750	9460	1087	6-12
ZM330	3300	6000	7000	2610		8800	9510	1237	6-12
ZM350	3500	6000	7000	2710		8830	9540	1337	6-12
ZM375	3750	6000	7000	2835		8870	9580	1462	6-12
ZM400	4000	6000	7000	3010		9030	9740	1637	6-12
ZM425	4250	6000	7000	3135		9070	9780	1762	6-12
ZM450	4500	6000	7000	3260		9110	9820	1887	6-12
ZM475	4750	6000	7000	3385		9150	9860	2012	6-6
ZM500	5000	6000	7000	3510		9190	9900	2137	6-6
ZM550	5500	5700	6600	3810		9390	10100	2437	3-6
ZM600	6000	5400	6400	4060		9470	10180	2687	3-6

NOTE: 6t FREE LIFTING HEIGHT WITHOUT BACKREST: +465mm.
7t FREE LIFTING HEIGHT WITHOUT BACKREST: +310mm.

6-7t WIDE VIEW FULL FREE 3-STAGE MAST									
Mast model	Max Fork Height (mm)	Load Capacity (kg)		Overall Mast Height (At Lowered) (mm)		Service Weight With Backrest(kg)		Free lift With Backrest (mm)	Tilting Angle Fwd/Bwd (deg.)
		CPD60	CPD70	CPD60	CPD70	CPD60	CPD70		
ZSM360	3600	5600	6200	2335		9330	10020	962	6-6
ZSM400	4000	5600	6200	2470		9390	10080	1097	6-6
ZSM435	4350	5600	6200	2585		9450	10120	1212	6-6
ZSM480	4800	5600	6200	2740		9640	10310	1367	6-6
ZSM500	5000	5600	6200	2805		9670	10340	1432	3-6
ZSM540	5400	5300	6000	2940		9740	10510	1567	3-6
ZSM600	6000	5000	5500	3140		9830	10690	1767	3-6
ZSM650	6500	4300	4500	3405		9940	10810	2032	3-6
ZSM700	7000	3500	3700	3515		10050	10920	2142	3-6

NOTE: 6t FREE LIFTING HEIGHT WITHOUT BACKREST: +465mm.
7t FREE LIFTING HEIGHT WITHOUT BACKREST: +310mm.